



SlideDriver™



Slide Gate Operator

Ultra reliable • Unlimited cycles • Secure • Long/Heavy gates • Low maintenance

- **Moves up to 20,000 lb (9,072 kg) gates** with ease
- **Longest life and lowest maintenance.** SlideDriver reliably secures tens of thousands of sites worldwide and lasts decades
- **Smooth travel and less wear.** 1 ft/s (30 cm/s) to 3 ft/s (91 cm/s)
Emergency Fast Close available on SlideDriver 50VF2/3
- **31 models** including UPS, Correctional Facility and Modular
- **Tested and listed by Intertek,** a nationally recognized testing lab. Visit hysecurity.com for more on the significance of UL 325 listing



Utilities




Corrections



Aviation

SMART TOUCH CONTROLLER for the ultimate in reliability, configurability and system troubleshooting.

- Microprocessor-based controller (Non-PLC)
- 21 field configurable inputs plus dual gate and radio options
- 3 field configurable user relay outputs
- 4 plug-in sockets for HY-5A vehicle loop detector
- RS-485 & RS-232 communication ports
- Date & time stamped fault logs, errors and security alerts
- Optional PC interface for easy configuration and precise troubleshooting



Smart Touch Controller keypad & display

SEAMLESS SYNCHRONIZATION with all HySecurity operators for dual gate, sally port or other specialized applications.

INDUSTRIAL GRADE COMPONENTS with extremely low maintenance and ultra long life.

ULTRA RELIABLE HYDRAULICS contains only one gallon of high performance environmentally friendly hydraulic fluid. Operates without fail in hottest and coldest climates.

SlideDriver 15
1,500 lb gates (680 kg)
1 ft/s (30 cm/s)



SlideDriver 40
4,000 lb gates
(680 kg)
1 ft/s (30 cm/s)



SlideDriver 80
8,000 lb gates
(1,814 kg)
1 ft/s (30 cm/s)



SlideDriver 200
20,000 lb gates
(3,629 kg)
1 ft/s (30 cm/s)



SlideDriver 30F
3,000 lb gates
(1,361 kg)
1.7 ft/s (50 cm/s)




SlideDriver 50VF 2/3
5,000 lb gates
(2,268 kg)
Field adjustable 2.2 ft/s (70 cm/s) or 3 ft/s (90 cm/s) and Emergency Fast Close



SlideDriver Optional Accessories

Base extension

Raise SlideDriver up 12 inches for additional conduit accessibility and operator flexibility. The Base Extension compensates for a problematic conduit layout by providing a much larger opening while raising the SlideDriver an additional 12 inches (30.5cm) to help protect the internal components against water, snow or sand buildup.



XtremeDrive System

Handle exceptionally difficult to move, large, or heavy gates with the XtremeDrive rack and drive wheel system. XtremeDrive powerfully moves the heaviest gates in the most unique situations and challenging weather conditions.

HY-5A

Direct communication to the HY-5A micro-controller makes for easy, trouble-free configuration and allows extensive system diagnostics and recording of all loop fault conditions. This industry leading vehicle detector easily plugs into the control board and requires only minor sensitivity adjustment during initial setup. The HY-5A mini-detector is made exclusively for HySecurity's intelligent Smart Touch and Smart DC Controller boards.

Snow brush and scraper kit

Reduce snow and ice buildup with the snow brush and scraper kit. Allows the wheels to make direct contact with the drive rail to reduce slippage. During heavy precipitation, SlideDriver's drive rail transports snow and ice into the chassis which may interfere with the operator's functionality, but the snow scrapers and brushes remove snow and ice before they enter the chassis.

Heater Kit

Maintain the reliability of the SlideDriver even in icy and snowy conditions with a heater kit. During heavy precipitation, SlideDriver's drive rail transports snow and ice into the chassis which may interfere with the operator's functionality. Adding a heater melts snow and ice to maintain effective operation. Snow Scraper & Brush Kit is also recommended for additional insulation and protection from wind, snow, and ice.

Internal solenoid kit

As a standard specification on correctional sites, the internal solenoid lock provides the additional security that these sites demand. The internal solenoid-operated deadbolt lock employs a 3/4 in. (19mm) stainless-steel lock pin to lock the gate in the closed position.

Photo eye

When safety is a priority, photo eyes are the solution. Detect pedestrians or cars before they become entrapped. Photo Eye alignment mode available in Smart Touch menu. Operator beeps when the eyes are aligned. Available in two styles – through beam and reflective.

Remote Air Release

Release the wheel assemblies enabling manual operation from up to 50 ft. away. Allows secured access to your gate in the event of an emergency from the public side.

And many more...

- Cabinet lock
- Fire and Emergency Access Lock Box
- Strobe light
- Custom colors and more.

Compatible with most access control, safety, vehicle detection and many other accessories.





Smart Touch Controller

Another HySecurity Innovation

ALERT, REPORTING & BENEFITS

Security and breach reporting

- Tailgate monitoring
- Gate open too long
- Unauthorized vehicle entry
- Gate forced open
- Vehicle loitering outside
- Trigger external cameras, floodlights, sirens, flashers

Gate malfunction alert

- Gate failure
- AC power failure
- Malfunction of vehicle detector or loop (requires HY-5A vehicle detector)

Gate operation and alerts

- Gate fully closed
- Gate fully opened
- Gate partially opened
- Gate external lock activation/deactivation
- Easy integration with other gate operators, as a sally port or dual gate system
- Easy installation configuration

Safety

- Warn before and/or during operation buzzer
- Turn on flashing lights before and/or during operation
- Actuate siren or flashing light before and/or during operation
- Safe mode: Gate edge or inherent entrapment sensor (IES) stops and reverses gate
- Entrapment mode: Two successive IES sensor activations (gate hits) requires manual operator reset

Real time communication to site security system

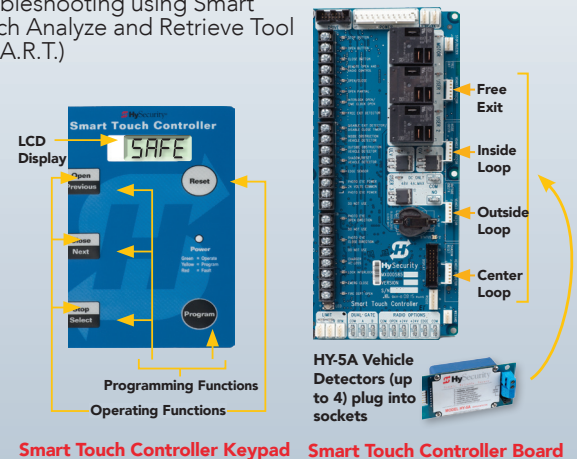
- Security breach or system operational malfunctions
- RS 485 port for network protocols or connections
- Ethernet available via converter
- Dry contact connection to one or more Smart Touch user relays

S.T.A.R.T.

Smart Touch Analyze and Retrieve Tool allows users to upload new operator software, download history or date and time stamped event logs, generate diagnostics, and program the operator.

SMART TOUCH CONTROLLER AND S.T.A.R.T. (Smart Touch Analyze & Retrieve Tool)

- Microprocessor-based (Non-PLC)
- 21 field configurable inputs
- 3 field configurable user relay outputs
- 4 plug-in HY-5A vehicle detector sockets
- RS-485 and RS-232 communication
- Date & time stamped fault logs, errors and security alerts
- PC interface for easy configuration and quick troubleshooting using Smart Touch Analyze and Retrieve Tool (S.T.A.R.T.)

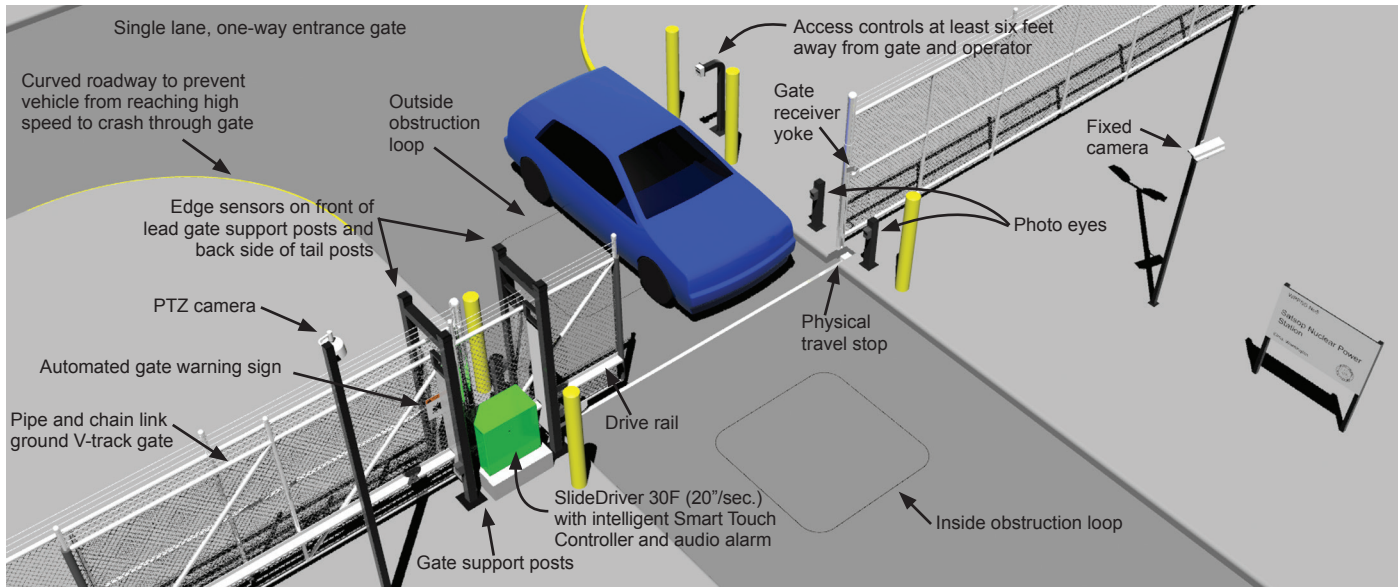


FEATURES AND BENEFITS:

- Menu mode for installer and end user configuration
- Patented Anti-Tailgate mode
- Solid state and SPDT installer configurable relay outputs for many interface options
- Optional plug-in HY-5A vehicle detectors that can't crosstalk
- USB and RS-232 for connection to laptop
- RS-485 (ethernet optional) communication for remote monitoring and control
- Unparalleled power surge/lightning strike protection
- Easy one wire input terminal connections and common wire buss
- Approved to the latest UL 991 and UL 325 standards
- Listed for use in all UL defined application classes (I – IV) depending on operator



SlideDriver™ Gate System



SlideDriver gate system with some required and optional accessories.

31 SlideDriver™ Models

	FAST Operators					
	1,500 lb (680 kg) gates 1 ft/s (30 cm/s)	4,000 lb (1,814 kg) gates 1 ft/s (30 cm/s)	8,000 lb (3,629 kg) gates 1 ft/s (30 cm/s)	20,000 lb (9,072 kg) gates 1 ft/s (30 cm/s)	3,000 lb (1,361 kg) gates 1.7 ft/s (50 cm/s)	5,000 lb (2,268 kg) gates 2.2 ft/s (70 cm/s) or 3 ft/s (91 cm/s)
Model	SlideDriver 15	SlideDriver 40	SlideDriver 80	SlideDriver 200	SlideDriver 30F	SlideDriver 50VF2/3
Part #	222 SS ST	222 E ST	222 X1 ST	444 XS ST	222 EX 1.7 ST	222 X3 ST
Duty Cycle	Continuous					
Horsepower	1 hp	1 hp	2 hp	5 hp	2 hp	2 hp
Drive Wheels	Two 6" (15 cm) AdvanceDrive wheels	Two 6" (15 cm) AdvanceDrive wheels	One 8" (20 cm) AdvanceDrive wheel, One 8" XtremeDrive wheel and 27 ft (8 m) of rack	Two 8" (20 cm) AdvanceDrive wheels, Two 8" XtremeDrive wheels and 52 ft (16 m) of rack	Two 6" (15 cm) AdvanceDrive wheels	Two 8" (20 cm) AdvanceDrive wheels
Gate Weight Max.	1,500 lb (680 kg)	4,000 lb (1,814 kg)	8,000 lb (3,629 kg)	20,000 lb (9,072 kg)	3,000 lb (1,361 kg)	5,000 lb (2,268 kg)
Gate Length	Limited only by weight					
Drawbar Pull	300 lb (136 kg)	300 lb (136 kg)	600 lb (272 kg)	1,200 lb (544 kg)	300 lb (136 kg)	300 lb (136 kg)
Rate of Travel	1 ft/s (30 cm/s)				1.7 ft/s (50 cm/s)	Field adjustable, 2.2 ft/s (70 cm/s) or 3 ft/s (91 cm/s) Emergency Fast Close 3 ft/s (91 cm/s)
Temperature Rating	-40° F to 158° F (-40° C to 70° C) using environmentally friendly Uniflow fluid or -10° F to 158° F (-23° C to 70° C) using biodegradeable fluid. No heater necessary.					
1 Phase Power	115/208/230V 60 Hz 110/220V 50 Hz	115/208/230V 60 Hz 110/220V 50 Hz	208/230V 60 Hz 220V 50 Hz	230V 60 Hz	208/230V 60 Hz 220V 50 Hz	208/230V 60 Hz 220V 50 Hz
3 Phase Power	208/230/460/575V 60 Hz, 220/380V 50 Hz					
Communication	RS-232, RS-485					
User Controls	Smart Touch Controller with 70+ configurable settings. Smart Touch keypad and display or a PC using S.T.A.R.T. software.					
Relays	Three configurable user relays: one 30VDC, 3A solid state and two 250VAC, 10A electromechanical					
UL 325 Listing	Usage Class I, II, III, IV	Usage Class I, II, III, IV	Usage Class III, IV	Usage Class III, IV	Usage Class III, IV	Usage Class III, IV
Warranty	5 year					

Additional SlideDriver models available

UPS Backup	SlideDriver 15 UPS	SlideDriver 40 UPS	SlideDriver 80 UPS	SlideDriver 200 UPS	SlideDriver 30F UPS	-
Correctional Facility	-	SlideDriver 40-C	SlideDriver 80-C	SlideDriver 200-C	SlideDriver 30F-C	SlideDriver 50VF2/3-C
Modular	SlideDriver 15-M	SlideDriver 40-M	SlideDriver 80-M	SlideDriver 200-M	SlideDriver 30F-M	SlideDriver 50VF2/3-M